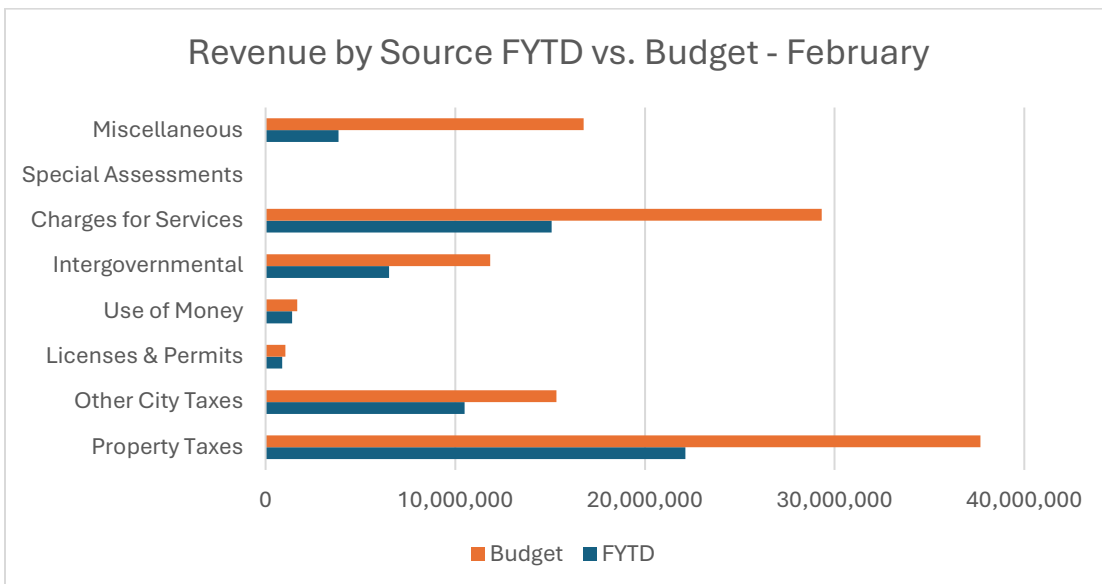
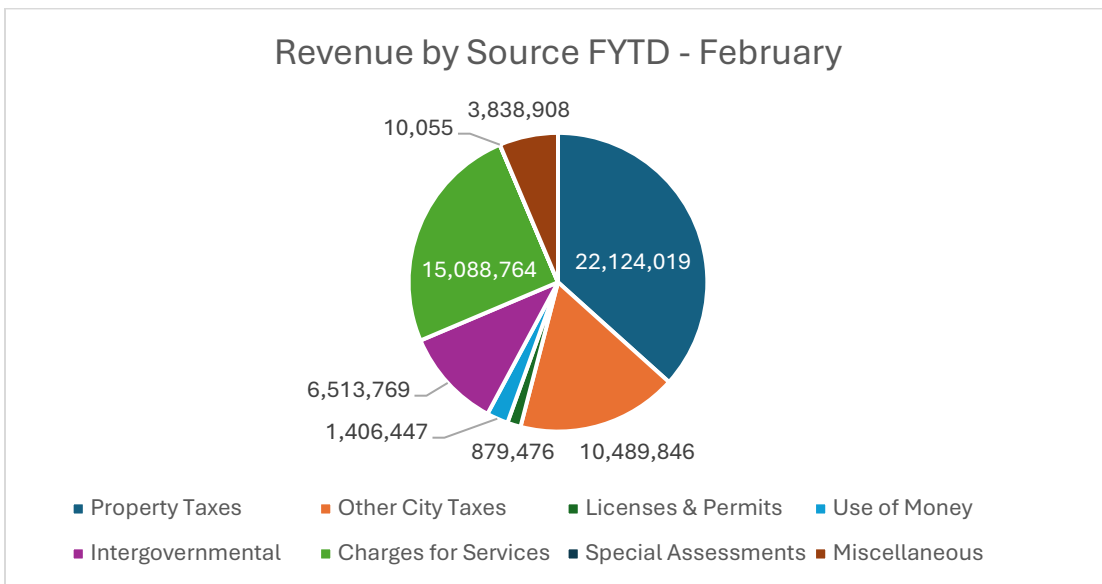


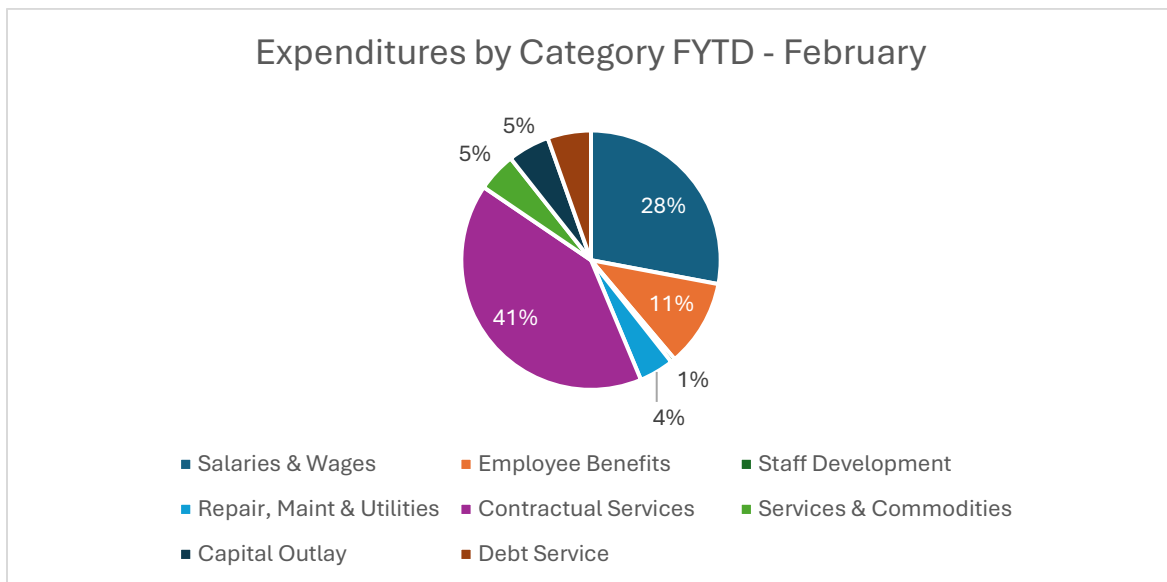
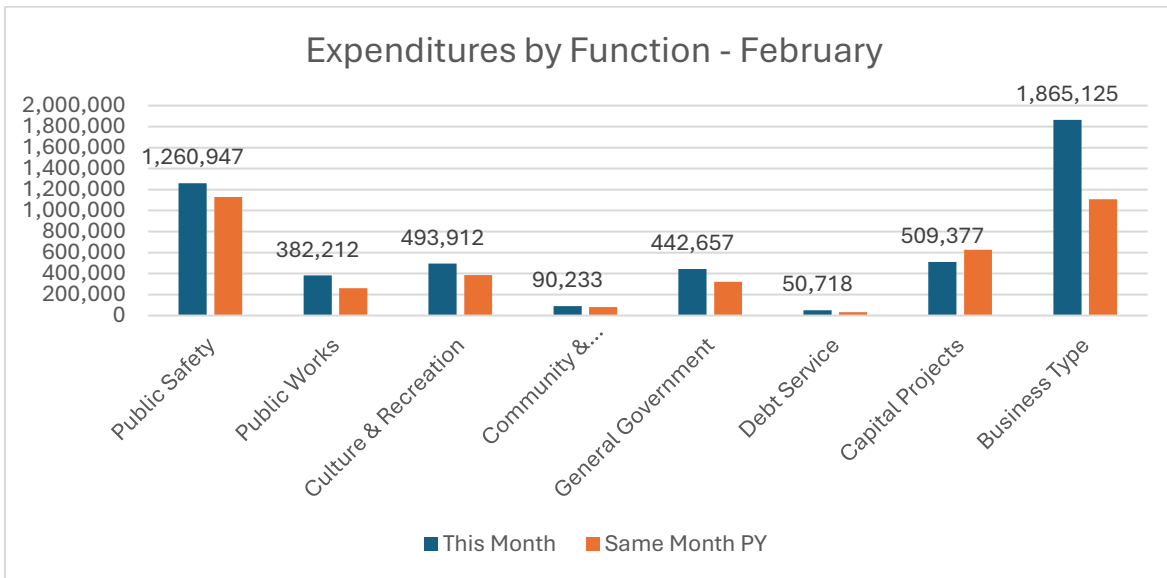
Total Revenue by Source

	This Month	Same Month PY	FYTD	Budget	% of Budget
Property Taxes	1,879,104	0	22,124,019	37,693,585	59%
Other City Taxes	955,796	169,123	10,489,846	15,328,893	68%
Licenses & Permits	59,575	44,561	879,476	1,052,000	84%
Use of Money	71,157	-115,324	1,406,447	1,664,270	85%
Intergovernmental	479,496	480,363	6,513,769	11,846,888	55%
Charges for Services	1,438,990	483,563	15,088,764	29,324,817	51%
Special Assessments	0	3,835	10,055	14,000	72%
Miscellaneous	455,705	952,956	3,838,908	16,775,628	23%
	5,339,822	2,019,078	60,351,283	113,700,081	53%



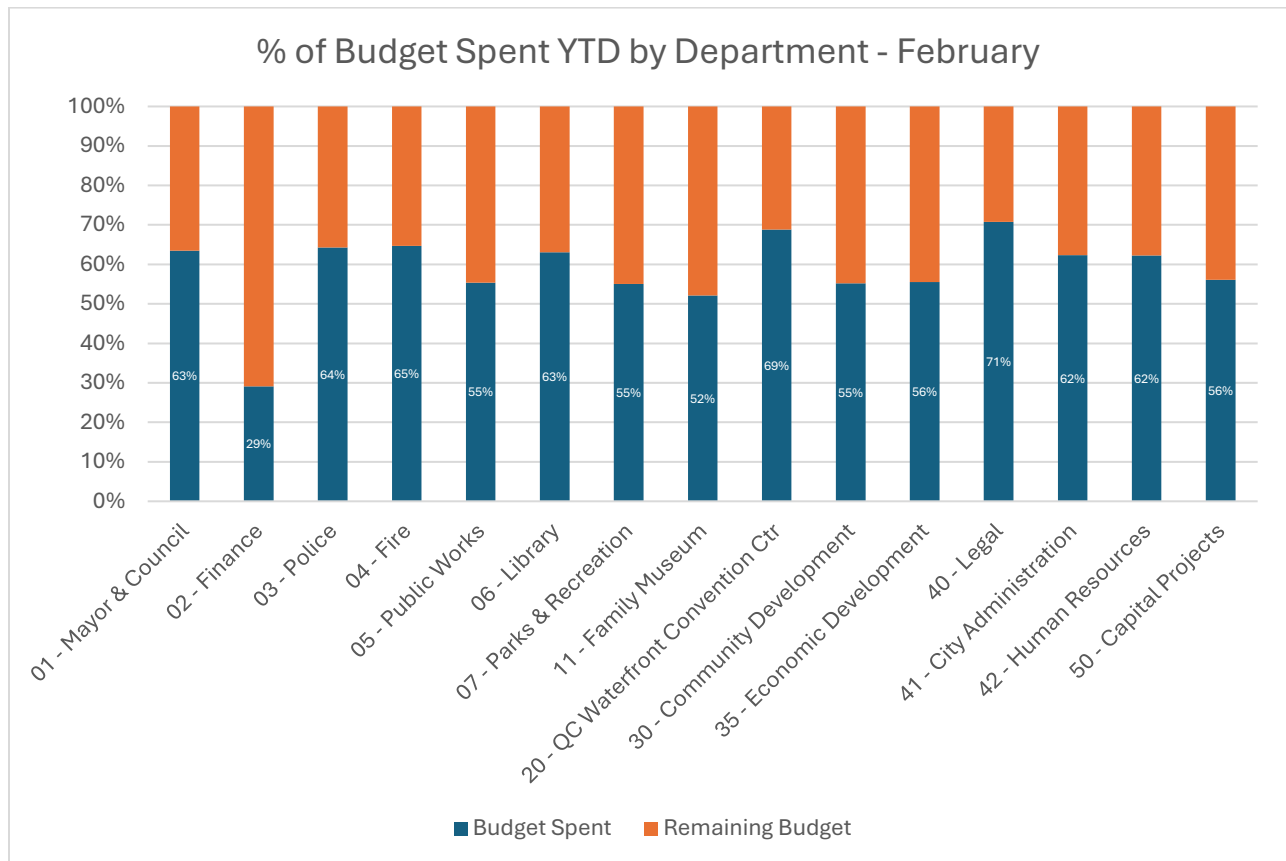
Total Expenditures by Function

	This Month	Same Month PY	FYTD	Budget	% of Budget
Public Safety	1,260,947	1,127,969	11,072,527	17,352,289	64%
Public Works	382,212	262,138	2,683,552	4,177,349	64%
Culture & Recreation	493,912	386,208	4,525,647	7,131,533	63%
Community & Economic Development	90,233	81,460	2,835,430	5,319,368	53%
General Government	442,657	321,601	3,574,947	6,275,571	57%
Debt Service	50,718	31,501	2,901,579	15,612,930	19%
Capital Projects	509,377	627,427	15,361,862	28,515,359	54%
Business Type	1,865,125	1,109,003	17,595,583	31,753,742	55%
	5,095,179	3,947,307	60,551,128	116,138,141	52%



Total Expenditures by Department

	This Month	Same Month PY	FYTD	Budget	Budget Spent	Remaining Budget
01 - Mayor & Council	689,361	340,164	5,858,565	9,233,411	63%	37%
02 - Finance	414,119	280,305	7,498,795	25,775,451	29%	71%
03 - Police	716,103	640,386	6,368,603	9,912,992	64%	36%
04 - Fire	551,285	551,474	4,221,193	6,526,656	65%	35%
05 - Public Works	1,312,655	871,289	11,284,783	20,379,972	55%	45%
06 - Library	309,529	251,570	2,674,415	4,242,091	63%	37%
07 - Parks & Recreation	181,816	152,605	2,275,232	4,130,693	55%	45%
11 - Family Museum	156,955	143,547	1,402,130	2,690,542	52%	48%
20 - QC Waterfront Convention Ctr	141,016	12,706	1,208,559	1,755,500	69%	31%
30 - Community Development	140,275	127,448	1,198,473	2,170,299	55%	45%
35 - Economic Development	47,583	37,356	2,399,005	4,320,838	56%	44%
40 - Legal	36,611	37,903	313,927	443,728	71%	29%
41 - City Administration	43,320	48,380	359,622	576,980	62%	38%
42 - Human Resources	36,034	31,310	340,725	547,006	62%	38%
50 - Capital Projects	318,518	420,862	13,147,102	23,431,982	56%	44%
	5,095,179	3,947,307	60,551,128	116,138,141	52%	48%



City of Bettendorf

Finance Summary

Month Ended 2/28/25

Mayor & Council (General Fund Only)	Account Description	Adopted Budget	Actual	Encumb.	(Over)/Under Budget	% Spent YTD
1001-0101-51001	Regular Full Time	17,693	11,221.17	0.00	6,471.83	63.42%
1001-0101-51002	Regular Part-Time	100,423	63,458.38	0.00	36,964.62	63.19%
1001-0101-51004	Overtime	750	561.29	0.00	188.71	74.84%
1001-0101-51027	Sick Leave Buyback	100	63.00	0.00	37.00	63.00%
1001-0101-52001	Fica-City Contribution	1,150	1,544.67	0.00	-394.67	134.32%
1001-0101-52002	Medicare-City Contributn	720	1,097.00	0.00	-377.00	152.36%
1001-0101-52003	Ipers-City Contribution	11,221	5,932.88	0.00	5,288.12	52.87%
1001-0101-52005	City Funded Deferred Comp	354	230.00	0.00	124.00	64.97%
1001-0101-52006	Group Insurance	3,985	2,395.94	0.00	1,589.06	60.12%
1001-0101-53001	Association Dues	100	0.00	0.00	100.00	0.00%
1001-0101-53002	Subscriptns & Educatn Mat	0	423.07	0.00	-423.07	
1001-0101-53004	Meetings & Conferences	28,000	27,469.12	0.00	530.88	98.10%
1001-0101-55013	Payment To Other Agencies	765,000	599,928.50	0.00	165,071.50	78.42%
1001-0101-55019	Information Services Chrg	29,421	28,294.80	0.00	1,126.20	96.17%
1001-0101-55031	Contingency	2,500	0.00	0.00	2,500.00	0.00%
1001-0101-55072	Other Professional Servic	50,000	31,462.40	0.00	18,537.60	62.92%
1001-0101-55082	Homebase Warranty Expense	0	900.00	0.00	-900.00	
1001-0101-56004	Minor Equipment	500	102.72	0.00	397.28	20.54%
1001-0101-56006	Office Supplies	200	111.85	0.00	88.15	55.93%
1001-0101-56007	Operating Supplies	42,500	34,805.38	0.00	7,694.62	81.90%
1001-0101-56008	Postage & Shipping	2,000	0.00	0.00	2,000.00	0.00%
1001-0101-56033	Public Appreciation	25,000	16,386.12	0.00	8,613.88	65.54%
Total		1,081,617	826,388	0	255,228.71	76.40%